

Scaled data based on original data using  
LM-79-08 Approved Method: Electrical and Photometric Measurements of Solid-  
State Lighting Products

Test Report Prepared for  
Cooper Lighting Solutions  
(formerly Eaton)

Brand: McGRAW-EDISON

Report Number: P386389

Luminaire Tested: **GWC-SA2A-735-U-SL4**

Issue Date: 3/3/2020

**Test Information**

Test Method: LM-79-08  
Report Number: P386389  
TEST IS SCALED FROM IESNA LM-79-08 TEST DATA (G2-1903-205-24)  
Test Lab: INNOVATION CENTER  
Issue Date: 3/3/2020  
Manufacturer: COOPER LIGHTING SOLUTIONS (FORMERLY EATON)  
Product Line: MCGRAW-EDISON  
Catalog Number: GWC-SA2A-735-U-SL4  
Description: GALLEON WALL LUMINAIRE  
(2) 70 CRI, 3500K, 615mA LIGHTSQUARES WITH 16 LEDS EACH AND TYPE IV SPILL  
LIGHT ELIMINATOR OPTICS  
Light Source: -  
Ballast/Driver: ELECTRONIC DRIVER

**Summary**

Lumens per Lamp: N/A  
Luminaire Lumens: 8679.1 lumens  
Efficiency: N/A  
Efficacy: 131.5 lumens/watt  
Luminous Opening: Rectangular (W 1' x L: 0.5' x H: 0')  
IES Classification: Type IV - Short  
BUG Rating: B1 - U0 - G3

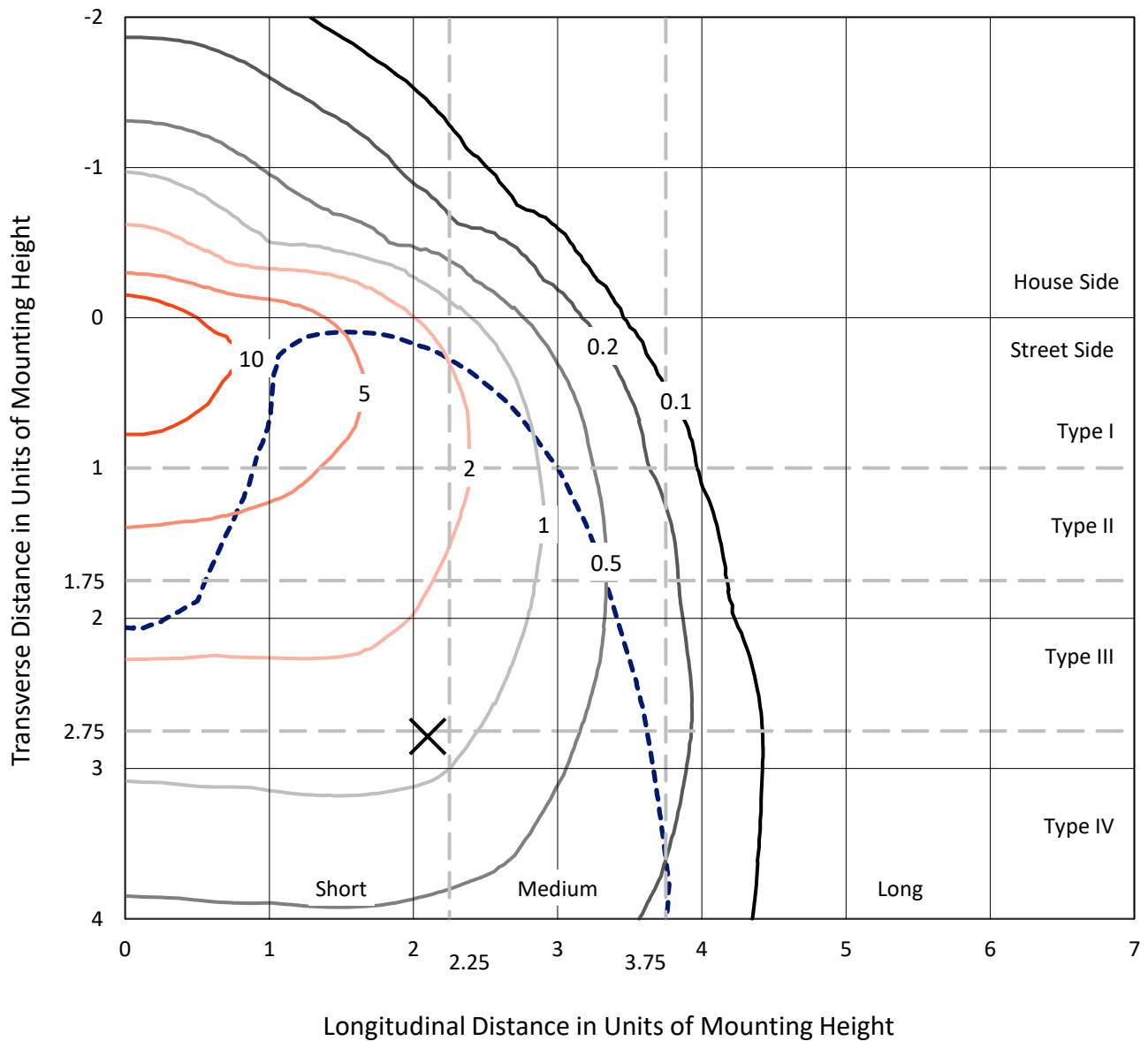
Input Watts (W): 66  
Input Voltage (V): NR  
Input Current (A<sub>in</sub>): NR  
Voltage Rise (V): NR  
Power Factor: NR  
Total Harmonic Distortion (THDi): NR  
Frequency (hertz): 60  
Stabilization Time: NR  
Operation Time: NR  
Ambient Temperature (°C): NR  
Test Distance: 24 FT



REPORT NUMBER: P386389  
 CATALOG NUMBER: GWC-SA2A-735-U-SL4

### Iso-Footcandle Lines of Horizontal Illumination

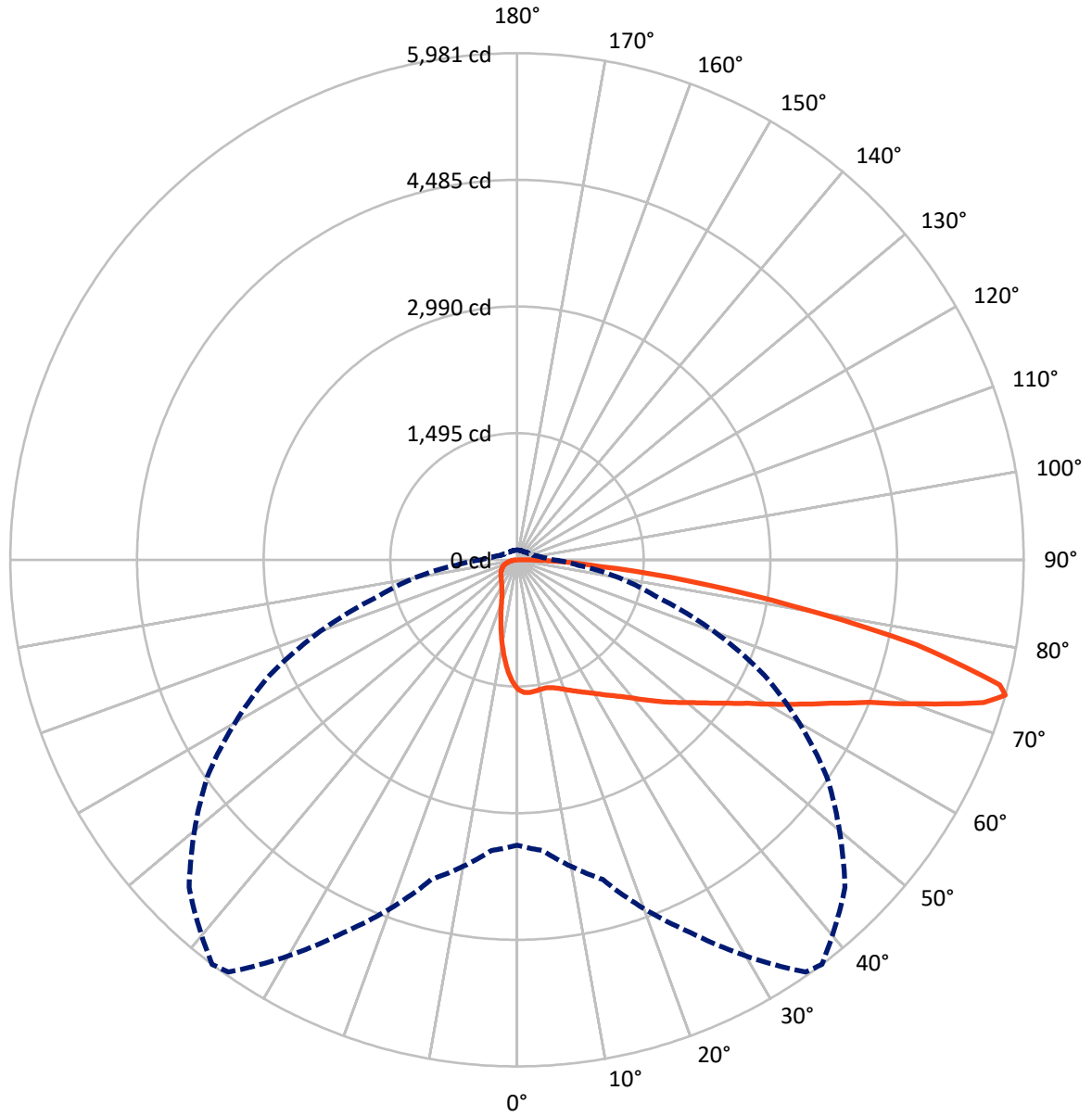
✕ Max cd  
 - - - 1/2 Max cd



Based on 10 foot mounting height. Maximum calculated value = 15.5 fc  
 Type IV - Short - N/A

REPORT NUMBER: P386389  
CATALOG NUMBER: GWC-SA2A-735-U-SL4

### Luminous Intensity Polar Plot



— Vertical Plane Through 37-Deg Lateral    - - - Horizontal Cone Through 74-Deg Vertical

REPORT NUMBER: P386389

CATALOG NUMBER: GWC-SA2A-735-U-SL4

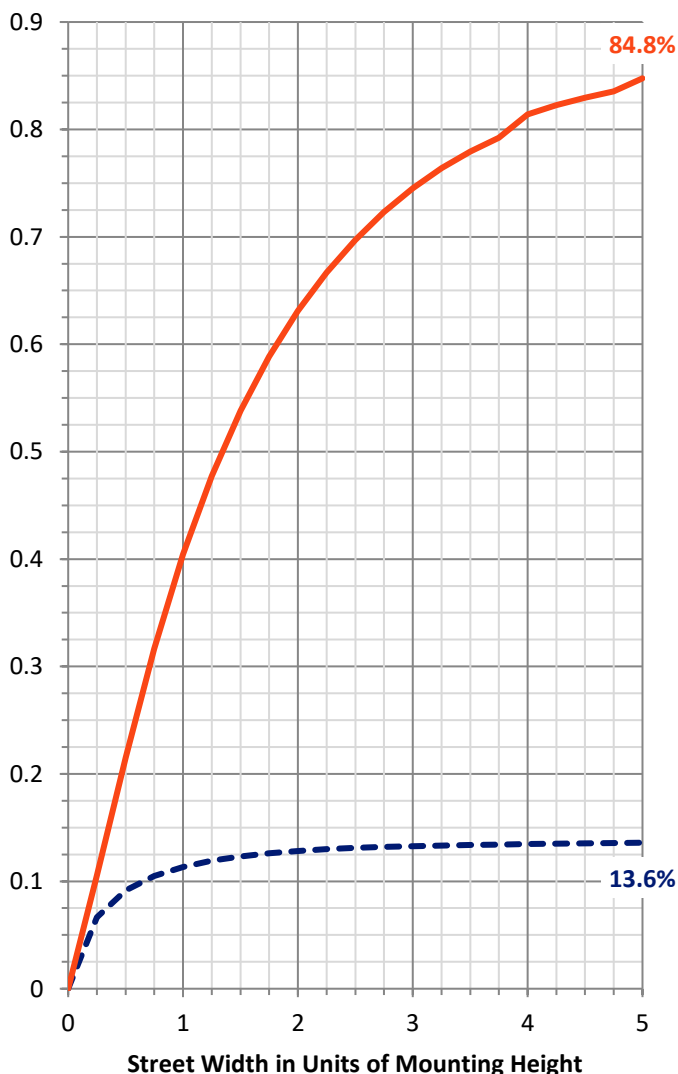
**FLUX DISTRIBUTION:**

		Downward	Upward	Total
<b>House Side</b>	Lumens	1194.2	0.0	1194.2
	% Fixture	13.8	0.0	13.8
<b>Street Side</b>	Lumens	7484.9	0.0	7484.9
	% Fixture	86.2	0.0	86.2
<b>Total</b>	Lumens	8679.1	0.0	8679.1
	% Fixture	100.0	0.0	100.0

**ZONAL LUMENS:**

Zone	Lumens	% Fixture
0°-10°	134.7	1.6
10°-20°	345.2	4.0
20°-30°	531.9	6.1
30°-40°	773.4	8.9
40°-50°	1138.3	13.1
50°-60°	1598.6	18.4
60°-70°	2023.3	23.3
70°-80°	1781.6	20.5
80°-90°	352.3	4.1
90°-100°	0.0	0.0
100°-110°	0.0	0.0
110°-120°	0.0	0.0
120°-130°	0.0	0.0
130°-140°	0.0	0.0
140°-150°	0.0	0.0
150°-160°	0.0	0.0
160°-170°	0.0	0.0
170°-180°	0.0	0.0
0°-90°	8679.1	100.0
0°-180°	8679.1	100.0

**Coefficient of Utilization**



REPORT NUMBER: P386389

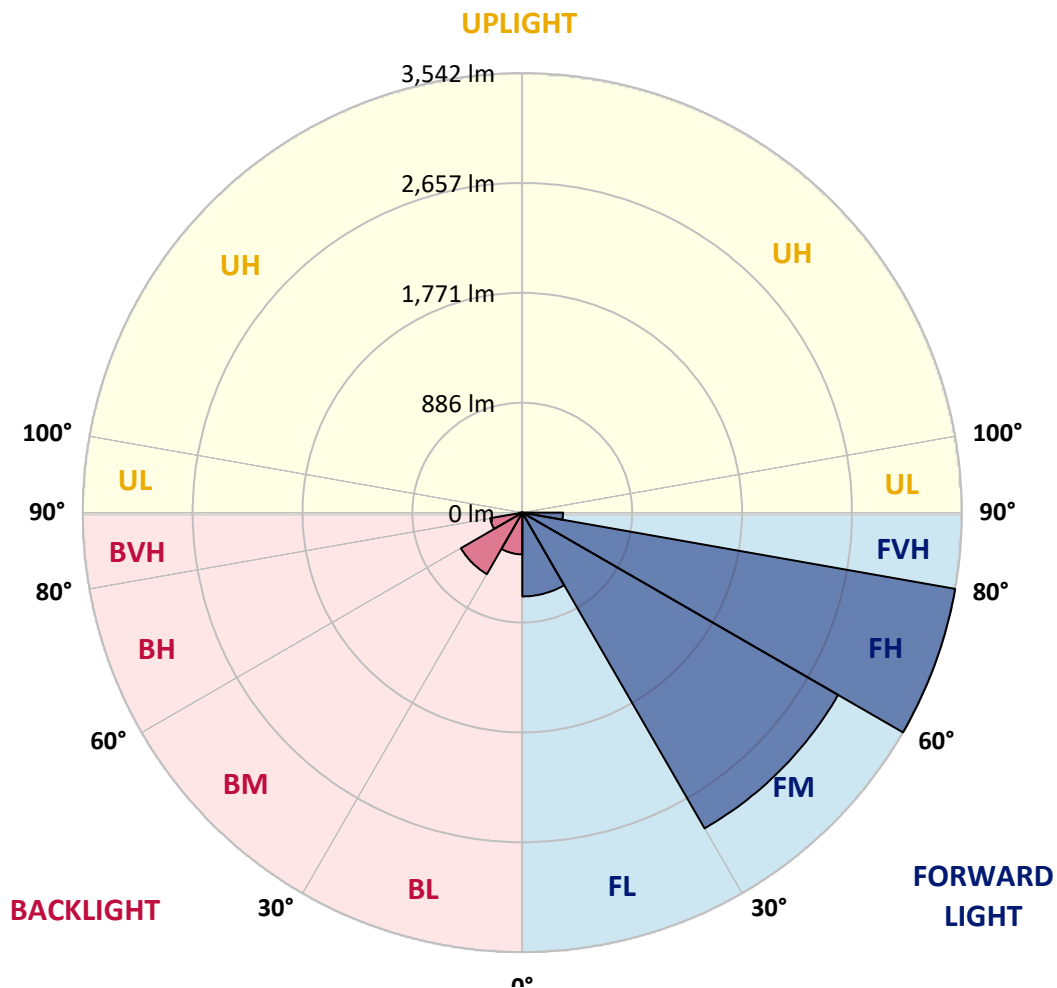
CATALOG NUMBER: GWC-SA2A-735-U-SL4

**LUMINAIRE CLASSIFICATION SYSTEM LUMEN TABLE AND BUG RATING:**

Zone	Lumens	% Fixture	Zone Rating/Lumen Limit		
			B	U	G
FL (0°-30°)	675.3	7.8			
FM (30°-60°)	2938.8	33.9			
FH (60°-80°)	3542.3	40.8			G2/5000
FVH (80°-90°)	328.4	3.8			G3/500
BL (0°-30°)	336.4	3.9	B1/500		
BM (30°-60°)	571.5	6.6	B1/1000		
BH (60°-80°)	262.5	3.0	B1/500		G1/500
BVH (80°-90°)	23.9	0.3			G1/100
UL (90°-100°)	0.0	0.0		U0/0	
UH (100°-180°)	0.0	0.0		U0/0	

**BUG Rating: B1-U0-G3**

Type IV Short





REPORT NUMBER: P386389

CATALOG NUMBER: GWC-SA2A-735-U-SL4

**CANDELA DISTRIBUTION (FULL):**

	0°	5°	15°	25°	35°	37°	45°	55°	65°	75°	85°
0°	1529.2	1529.2	1529.2	1529.2	1529.2	1529.2	1529.2	1529.2	1529.2	1529.2	1529.2
2.5°	1581.5	1581.8	1581.5	1579.0	1573.2	1568.3	1564.4	1558.5	1545.8	1535.9	1521.3
5°	1596.5	1594.6	1593.4	1588.8	1579.7	1574.1	1566.5	1555.5	1534.4	1514.9	1491.0
7.5°	1589.5	1587.3	1584.6	1579.0	1568.7	1564.1	1553.4	1539.0	1513.6	1487.9	1453.7
10°	1567.8	1567.1	1565.9	1564.7	1555.8	1552.2	1542.4	1527.1	1502.0	1470.8	1430.8
12.5°	1543.6	1545.1	1550.0	1556.4	1552.4	1550.7	1544.5	1534.1	1508.4	1474.8	1426.5
15°	1528.3	1532.6	1545.8	1562.5	1565.9	1565.3	1563.8	1557.0	1529.8	1492.5	1436.2
17.5°	1523.1	1530.2	1555.2	1583.1	1592.8	1594.9	1595.6	1583.9	1553.7	1514.2	1446.4
20°	1532.6	1541.5	1578.1	1616.3	1631.9	1633.1	1630.4	1610.2	1576.3	1532.9	1451.8
22.5°	1561.3	1569.3	1615.1	1658.2	1676.0	1677.8	1669.6	1639.0	1600.2	1554.9	1459.5
25°	1616.7	1626.5	1672.3	1715.4	1724.5	1724.9	1713.0	1675.0	1631.4	1585.8	1476.0
27.5°	1688.8	1698.6	1739.9	1782.0	1777.1	1774.4	1758.2	1720.3	1672.0	1628.3	1505.4
30°	1769.3	1779.9	1819.0	1849.0	1837.4	1831.9	1818.8	1769.8	1728.6	1686.4	1550.3
32.5°	1852.4	1862.2	1896.4	1916.8	1902.2	1899.7	1879.9	1835.2	1802.2	1775.0	1623.1
35°	1937.7	1944.7	1978.4	1989.9	1970.4	1969.7	1964.3	1923.3	1902.5	1915.3	1728.9
37.5°	2024.8	2026.6	2055.4	2056.0	2050.1	2052.6	2058.4	2032.8	2038.6	2078.6	1866.4
40°	2102.5	2107.3	2128.1	2134.6	2144.6	2153.2	2182.2	2165.4	2210.4	2281.3	2037.6
42.5°	2159.9	2169.4	2202.7	2219.2	2251.9	2265.3	2306.4	2322.0	2412.5	2518.8	2241.2
45°	2208.5	2223.2	2276.7	2310.6	2366.0	2389.5	2448.2	2500.5	2640.8	2776.6	2455.6
47.5°	2261.1	2279.7	2346.7	2411.5	2486.8	2513.3	2620.1	2698.3	2884.5	3035.8	2657.6
50°	2338.4	2352.8	2418.3	2520.0	2614.0	2648.2	2795.8	2908.0	3132.1	3282.8	2832.8
52.5°	2446.4	2440.9	2496.3	2638.9	2764.9	2807.1	2983.5	3131.2	3383.1	3506.3	2980.8
55°	2554.9	2545.8	2584.6	2763.4	2941.1	2985.4	3190.2	3355.3	3621.8	3707.5	3094.2
57.5°	2675.7	2658.2	2691.0	2903.8	3141.6	3194.5	3421.6	3593.5	3856.7	3870.1	3166.3
60°	2800.1	2776.6	2813.2	3077.7	3396.3	3458.7	3692.5	3825.8	4078.0	4000.3	3189.6
62.5°	2908.9	2892.4	2948.9	3271.8	3683.4	3751.8	3958.5	4072.8	4296.3	4054.5	3105.8
65°	3004.0	3006.8	3104.6	3490.1	4003.4	4076.5	4263.6	4377.3	4468.1	4022.4	2909.9
67.5°	3117.5	3133.1	3300.0	3777.5	4406.3	4486.5	4707.5	4709.4	4564.1	3834.0	2524.1
70°	3282.8	3314.9	3568.7	4176.2	4979.3	5089.4	5259.9	4904.4	4429.2	3323.5	1986.0
72.5°	3429.5	3489.5	3854.5	4632.2	5677.5	5761.0	5583.1	4791.8	3865.9	2490.7	1237.3
74°	3370.0	3444.3	3906.5	4856.9	5940.4	5980.6	5473.9	4463.5	3223.2	1724.9	719.0
75°	3241.6	3322.3	3830.7	4854.9	5907.1	5884.8	5210.4	4088.4	2654.5	1176.4	478.4
77.5°	2616.0	2701.3	3227.8	4160.9	4843.5	4822.5	4002.5	2742.7	1162.7	385.8	243.0
80°	1521.0	1586.1	2003.7	2642.3	3266.0	3304.2	2632.3	1357.1	457.4	216.7	164.8
82.5°	675.6	720.6	968.0	1348.9	1970.9	2020.2	1378.5	711.1	282.5	131.8	99.0
85°	443.3	476.6	587.6	642.4	938.5	972.2	674.8	553.7	186.5	72.4	72.8
87.5°	318.8	351.0	436.5	381.2	430.8	407.8	367.2	512.3	74.9	41.2	24.4
90°	0.0	0.0	0.0	0.0	0.0	0.0	0.0	0.0	0.0	0.0	0.0



REPORT NUMBER: P386389  
 CATALOG NUMBER: GWC-SA2A-735-U-SL4

**CANDELA DISTRIBUTION (continued):**

	90°	95°	105°	115°	125°	135°	145°	155°	165°	175°	180°
0°	1529.2	1529.2	1529.2	1529.2	1529.2	1529.2	1529.2	1529.2	1529.2	1529.2	1529.2
2.5°	1514.9	1510.0	1499.0	1478.1	1466.6	1456.7	1440.6	1431.1	1426.8	1426.5	1428.3
5°	1477.3	1465.9	1437.5	1402.6	1374.8	1349.4	1318.0	1299.0	1285.6	1277.6	1279.7
7.5°	1433.5	1415.8	1371.1	1315.5	1270.9	1221.7	1173.0	1144.0	1121.4	1104.5	1107.6
10°	1403.5	1379.1	1314.0	1233.9	1159.6	1088.1	1021.1	981.1	949.3	924.8	926.6
12.5°	1393.5	1360.4	1270.2	1163.3	1059.0	961.2	873.7	812.3	779.6	751.8	753.9
15°	1395.0	1350.7	1233.6	1099.7	968.5	845.4	739.2	667.3	623.1	603.8	604.1
17.5°	1396.2	1339.4	1195.1	1031.5	879.0	737.0	621.9	549.1	507.2	489.4	489.8
20°	1392.3	1321.0	1147.4	953.2	785.4	637.8	526.2	464.4	432.6	418.9	418.9
22.5°	1387.0	1299.3	1093.5	874.7	693.1	551.5	457.7	410.6	392.2	383.1	382.8
25°	1389.5	1283.1	1038.5	794.0	608.1	482.8	412.1	380.9	368.7	362.9	362.6
27.5°	1402.6	1275.5	987.8	713.6	533.8	431.1	381.6	359.5	351.6	348.0	348.0
30°	1426.5	1275.5	934.9	645.1	472.0	392.9	358.0	343.0	337.5	335.1	335.1
32.5°	1468.1	1282.5	883.9	577.2	422.8	362.9	338.5	328.3	324.1	322.9	322.9
35°	1539.6	1306.3	834.0	513.0	383.1	338.5	319.8	313.9	310.9	310.7	311.5
37.5°	1640.2	1355.0	787.2	465.7	354.9	318.5	304.2	299.6	297.8	299.3	300.5
40°	1766.7	1421.0	744.8	422.8	333.6	302.7	289.8	286.8	285.9	288.0	289.8
42.5°	1919.7	1510.3	709.9	391.9	317.0	289.2	277.6	273.9	273.0	275.4	277.9
45°	2085.0	1606.3	685.4	369.0	304.2	279.1	266.9	262.9	261.1	262.3	265.1
47.5°	2235.5	1697.0	675.6	352.8	292.0	270.5	257.4	252.5	249.5	248.8	251.0
50°	2362.3	1764.7	680.2	343.0	282.2	261.1	248.3	242.7	238.1	235.4	236.9
52.5°	2454.6	1807.1	684.5	338.7	274.5	250.7	238.1	233.0	226.9	222.3	222.3
55°	2521.6	1816.9	675.0	335.4	268.8	239.4	226.9	222.0	215.9	210.6	210.0
57.5°	2547.9	1789.4	639.9	330.5	264.7	228.6	214.9	211.3	206.0	199.9	199.6
60°	2512.4	1704.4	572.0	320.1	259.6	219.8	203.0	200.6	198.1	192.3	192.0
62.5°	2369.9	1517.9	484.3	299.0	249.1	210.3	192.0	193.2	193.5	189.6	188.9
65°	2111.6	1261.7	398.7	271.5	233.5	199.1	180.6	186.5	189.9	189.3	188.3
67.5°	1736.2	981.9	337.8	242.5	213.1	183.5	168.4	175.2	177.9	180.1	179.4
70°	1288.7	692.4	279.5	211.8	188.3	165.1	152.6	155.9	154.1	156.5	157.4
72.5°	718.4	415.5	227.8	181.3	162.6	143.7	134.8	134.2	130.2	130.2	130.2
74°	431.1	304.8	200.3	162.3	147.0	129.6	122.0	119.2	115.5	115.8	115.5
75°	346.7	262.0	183.7	149.8	136.0	121.4	113.8	110.1	107.3	107.3	107.0
77.5°	218.9	199.1	148.0	119.2	108.9	100.0	94.8	89.9	89.9	89.6	89.2
80°	165.4	158.4	115.3	90.2	83.4	76.7	73.4	71.2	71.2	72.1	71.9
82.5°	113.4	119.2	81.0	62.9	59.7	54.8	54.1	54.4	53.5	52.3	51.9
85°	82.9	89.6	54.8	39.7	36.4	33.3	35.8	37.0	35.5	32.7	31.5
87.5°	31.8	58.7	29.3	16.5	15.3	13.2	15.3	15.9	17.1	13.4	13.7
90°	0.0	0.0	0.0	0.0	0.0	0.0	0.0	0.0	0.0	0.0	0.0



Signify Classified - Internal  
Cooper Lighting Solutions Photometric Lab  
1121 Highway 74 South  
Peachtree City, GA 30269

Scaled Data Report



Report Generated By 670245982

Signify Classified - Internal  
Cooper Lighting Solutions Photometric Lab  
1121 Highway 74 South  
Peachtree City, GA 30269

Scaled Data Report



Signify Classified - Internal  
Cooper Lighting Solutions Photometric Lab  
1121 Highway 74 South  
Peachtree City, GA 30269

Scaled Data Report



Signify Classified - Internal  
Cooper Lighting Solutions Photometric Lab  
1121 Highway 74 South  
Peachtree City, GA 30269

Scaled Data Report





--- HS — SS

Signify Classified - Internal  
Cooper Lighting Solutions Photometric Lab  
1121 Highway 74 South  
Peachtree City, GA 30269

Scaled Data Report



u

Signify Classified - Internal  
Cooper Lighting Solutions Photometric Lab  
1121 Highway 74 South  
Peachtree City, GA 30269

Scaled Data Report



Signify Classified - Internal  
Cooper Lighting Solutions Photometric Lab  
1121 Highway 74 South  
Peachtree City, GA 30269

Scaled Data Report



(END OF REPORT)